

# LEKO LITE

## Fixed and Variable Beam Angle Luminaires

Engineered with the needs of designers everywhere in mind, LEKO LITE Luminaires offer a wide range of rugged and dependable lights for the entertainment industry. These luminaires provide exceptional performance at an affordable price.

LEKO LITE luminaires offer excellent light output, superb distribution and the smoothest soft edge while maintaining beam size for sharp gobo, edge and shutter focus.

LEKO LITE luminaires are affordable, safe, and easy to use general-purpose stage lights. Whether your needs are for a small theatre, studio, display lighting, church, school, or a Broadway production, LEKO LITE luminaires provide designers with the tools needed to create the perfect look.

LEKO LITE lens and lamp housings are interchangeable with our previous SL ranges.

### Features

- Precision optical system with high-light output
- Multi-faceted dichroic glass reflector for maximum output performance
- X, Y, and Z axis beam peak/flat field adjustment for optimum performance
- Available in six fixed beam or two variable beam angle models
- Fixed beam models available in 5°, 10°, 19°, 26°, 36°, and 50° beam angles
- Variable beam models available in 15° to 32° and 23° to 50°
- Easy lamp change, using Philips FastFit technology, with out the use of tools
- Lamp options - 575W, 750W (115V) or 800W (230V) Philips Hi-Brite, FastFit lamps
- Consumes significantly less energy while providing more light than most conventional 1000W/1200W spotlights
- Easy access gobo/iris holders with two slots for gobo and iris
- Wide gate will fit 2 gobo holders, including glass gobo holder, drop-in iris or rotating gobo holder
- Three plane, four independent beam shutters for triangular shutter cuts
- Smooth 360° body rotation for quick and easy gobo and shutter positioning
- Tilt adjustment and positioning without the need for tools
- Large rear handle for easy positioning
- Quick and easy tool-less standard or short yoking.
- 120V or 230V operation
- ETL/cETL Listed and CE Marked



LEKO LITE Fixed Beam Angle Luminaires



LEKO LITE Variable Beam Angle Luminaires

**PHILIPS**  
**Strand Lighting**

### SPECIFICATION SUBMITTAL

CONSULTANT: <input type="text"/>	PROJECT NAME: <input type="text"/>	MODEL NUMBER   QUANTITY: <input type="text"/> <input type="text"/> <input type="text"/> <input type="text"/> <input type="text"/> <input type="text"/>
DATE: <input type="text"/>	PROJECT NUMBER: <input type="text"/>	APPROVED BY: <input type="text"/>

**360-Degree Body Rotation**



All LEKO LITE luminaires feature 360-degree body rotation to allow for any template or shutter angle. An easy-to-use lock of mechanism provides secure adjustment for any position.

**Quick and Easy Lamp Change**



Changing a lamp has never been easier. Designed using Philips FastFit lamp technology, lamps can be changed with one hand while on a ladder. Our new precision lamps align precisely. LEKO LITE luminaires have a smooth, easy-to-use field adjustment mechanism to easily adjust for peak and flat fields.

**Featuring Philips FastFit Lamps**



Philips FastFit lamps deliver superior light output and ease of use. The dichroic glass reflectors in LEKO LITE luminaires are optimized for the unique compact filament design for optimum performance. The unique twist lock socket design makes lamp changes easier than ever.



Fixed Beam Angle LEKO LITE Luminaire



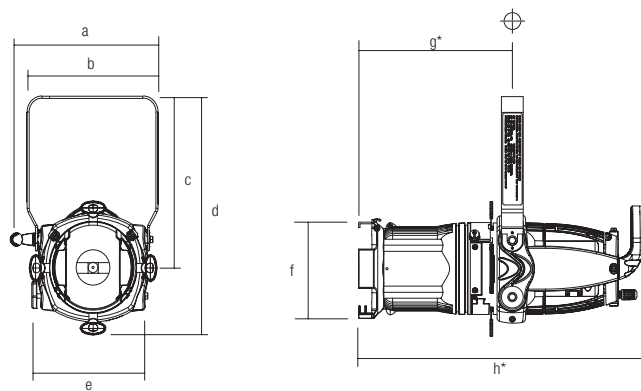
Variable Beam Angle LEKO LITE Luminaire

**Dimensions**

**Models: 11520C, 11530C, 11540C, 11550C**

Model	LEKO LITE Luminaire Body					f	g*	h*
	a	b	c	d	e			
11520C	11.23 (285.2)	9.96 (253.0)	10.39 (263.9)	16.38 (416.1)	8.81 (223.8)	6.95 (176.5)	13.61 (345.7)	23.05 (585.5)
11530C	11.23 (285.2)	9.96 (253.0)	10.39 (263.9)	16.38 (416.1)	8.81 (223.8)	6.95 (176.5)	13.61 (345.7)	23.05 (585.5)
11540C	11.23 (285.2)	9.96 (253.0)	10.39 (263.9)	16.38 (416.1)	8.81 (223.8)	6.95 (176.5)	13.61 (345.7)	23.05 (585.5)
11550C	11.23 (285.2)	9.96 (253.0)	10.39 (263.9)	16.38 (416.1)	8.81 (223.8)	6.95 (176.5)	13.61 (345.7)	23.05 (585.5)

Note: \* Dimension shown is with lens fully extended. Lens travel is 2.5-inches (63.5 mm).

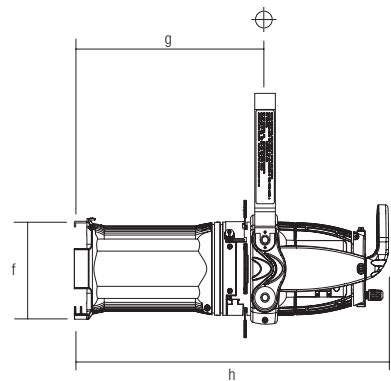


**LEKO LITE Luminaire Body**  
(Same for all models)

Note, lens not shown for clarity.

**Models: 11430C, 11440C**

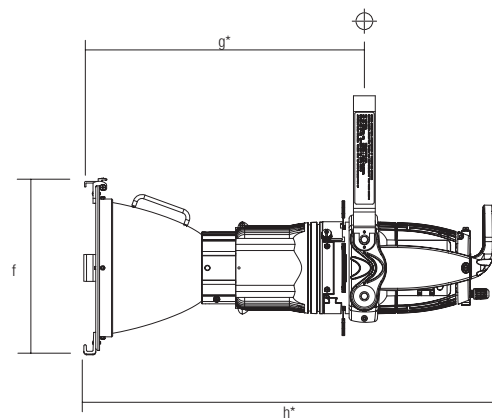
Model	LEKO LITE Luminaire Body					f	g	h
	a	b	c	d	e			
11430C	11.23 (285.2)	9.96 (253.0)	10.39 (263.9)	16.38 (416.1)	8.81 (223.8)	6.95 (176.5)	12.90 (327.7)	22.34 (567.4)
11440C	11.23 (285.2)	9.96 (253.0)	10.39 (263.9)	16.38 (416.1)	8.81 (223.8)	6.95 (176.5)	14.57 (370.1)	24.01 (609.9)



**Models: 11510C**

Model	LEKO LITE Luminaire Body					f	g*	h*
	a	b	c	d	e			
11510C	11.23 (285.2)	9.96 (253.0)	10.39 (263.9)	16.38 (416.1)	8.81 (223.8)	12.48 (317.0)	20.35 (516.9)	29.77 (756.2)

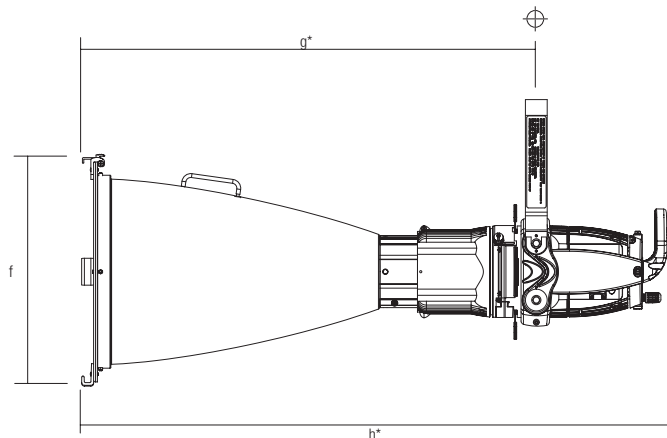
Note: \* Dimension shown is with lens fully extended. Lens travel is 2.5-inches (63.5 mm).



**Models: 11500C**

Model	LEKO LITE Luminaire Body					f	g*	h*
	a	b	c	d	e			
11500C	11.23 (285.2)	9.96 (253.0)	10.39 (263.9)	16.38 (416.1)	8.81 (223.8)	16.46 (418.1)	33.37 (847.6)	42.81 (1,087.4)

Note: \* Dimension shown is with lens fully extended. Lens travel is 2.5-inches (63.5 mm).



Note: All dimensions shown are in inches (mm).

<b>Technical Specifications</b>		Gobo Size:	B Size
Operating Voltages:	120V or 230V, 50/60 Hz	Color Frame Sizes:	6-1/4" x 6-1/4" (models: 11430C, 11440C, 11520C, 11530C, 11540C, 11550C)
Ratings:	Up to 800W		12" x 12" (models: 11510C)
AC Supply Cable:	39-inches (1 meter)		16" x 16" (models: 11500C)
Standards Compliance:	ETL/cETL Listed to UL1573 and CE Marked	Shutters:	Included, four independent shutters on three planes
Operating Temperature:	113°F (45°C) max. ambient	Lenses:	Crown glass coated aspheric lens
<b>Mechanical Data</b>		Reflector:	Multi-faceted, dichroic glass reflector
Construction:	Die cast aluminum housing with black epoxy powder coat. Stainless steel shutters.		
Gate:	Plated steel		
Weight:	11430C: 20.4 lbs / 9.3 kg		
	11440C: 20.2 lbs / 9.2 kg		
	11500C: 23.5 lbs / 10.7 kg		
	11510C: 19.7 lbs / 8.9 kg		
	11520C: 18.9 lbs / 8.6 kg		
	11530C: 18.9 lbs / 8.6 kg		
	11540C: 18.9 lbs / 8.6 kg		
	11550C: 18.9 lbs / 8.6 kg		



**Ordering Information**

**Cat. No. Description**

LEKO LITE Variable Beam Luminaires		Accessories	
<b>11430C</b>	15° to 32° Variable Beam Angle LEKO LITE Luminaire	<b>NPA</b>	Hi-Brite, FastFit, 575W 115V Long Life Lamp
<b>11440C</b>	23° to 50° Variable Beam Angle LEKO LITE Luminaire	<b>GRS</b>	Hi-Brite, FastFit, 750W 115V Lamp
<b>LEKO LITE Fixed Beam Luminaires</b>		<b>NPC</b>	Hi-Brite, FastFit, 800W 230V Lamp
<b>11500C</b>	5° Fixed Beam Angle LEKO LITE Luminaire	<b>GR</b>	15A NEMA 5-15P Male Edison Connector
<b>11510C</b>	10° Fixed Beam Angle LEKO LITE Luminaire	<b>GP</b>	20A, Male Stage Pin Connector
<b>11520C</b>	19° Fixed Beam Angle LEKO LITE Luminaire	<b>GTL</b>	20A, NEMA L5-20P Male Twist-Lock Connector
<b>11530C</b>	26° Fixed Beam Angle LEKO LITE Luminaire	<b>SC</b>	C-Clamp for 3/4-inch to 1-1/2-inch Pipe
<b>11540C</b>	36° Fixed Beam Angle LEKO LITE Luminaire	<b>82003</b>	Safety Cable
<b>11550C</b>	50° Fixed Beam Angle LEKO LITE Luminaire	<b>18045</b>	B-Size Gobo Holder
		<b>18145</b>	B-Size Gobo Holder, Glass
		<b>18049</b>	Iris (18 Leaf)
		<b>18114</b>	Color Frame
		<b>18115</b>	High Hat
		<b>18136</b>	5-Degree Color Frame
		<b>18137</b>	10-Degree Color Frame
		<b>18139</b>	10-Degree High Hat
		<b>18143</b>	Donut
		<b>18147</b>	5-inch Gel Frame Extender

Note: All LEKO LITE luminaires are supplied with 360° rotation mounting yoke, color frame, C-Clamp (SC), and AC power cable.

**Philips Strand Lighting**

**Dallas**  
10911 Petal Street  
Dallas, TX 75238  
Tel: +1 (214) 647-7880  
Fax: +1 (214) 647-8031

**New York**  
267 5th Ave, 4th Floor  
New York, NY 10016  
Tel: +1 (212) 213-8219  
Fax: +1 (212) 532-2593

**www.strandlighting.com**  
© Philips Group 2012  
All rights reserved.  
The Company reserves the right to make any variation in design or construction to the equipment described. E&OE

**Auckland**  
19-21 Kawana Street  
Northcote, Auckland 0627  
New Zealand  
Tel: +64 9 481 0100  
Fax: +64 9 481 0101

**Asia**  
Unit C, 14/F  
Roxy Industrial Centre  
No. 41-49 Kwai Cheong Road  
Kwai Chung, N.T., Hong Kong  
Tel: +852-2796-9786  
Fax: +852-2798-6545

**Europe**  
European Service & Distribution Centre  
Rondweg zuid 85  
Winterswijk 7102 JD  
the Netherlands  
Tel: +31 (0) 543-542516

